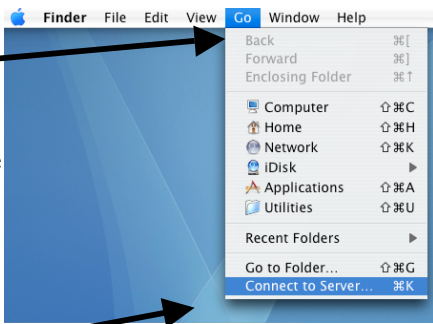


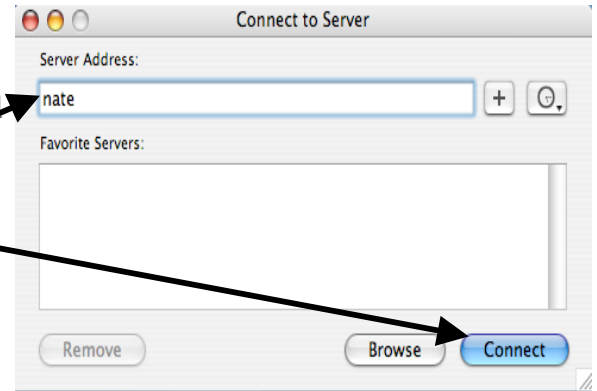
Accessing Student Home Directories for NE

1. Click on **Go** from the menu bar at the top of the screen and pull down to **Connect to Server**.



2. Server address should be **nate**.

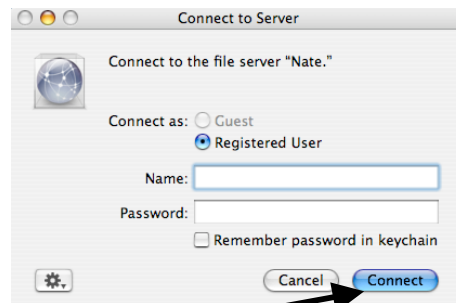
Click on **Connect**.



3. **Username:** first three letters of your first name and your entire last name are typed as one word.

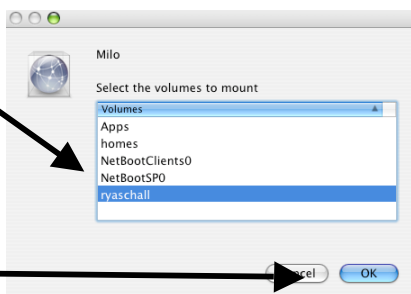
Password: Your five-digit number.

Click **Connect** when finished.

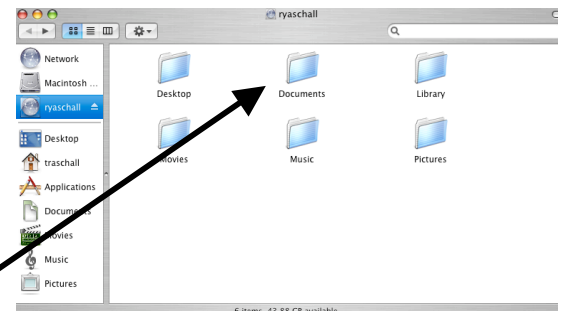


4. Click on the volume that matches your username.

Click on **OK**.



5. This window displays the folders in your home directory. Your username will appear at the top. You will be saving in the **Documents** folder inside your home directory, not the Documents folder listed along the side.



7. To disconnect from the server, click on the eject symbol to the right of your name on your home directory icon.

